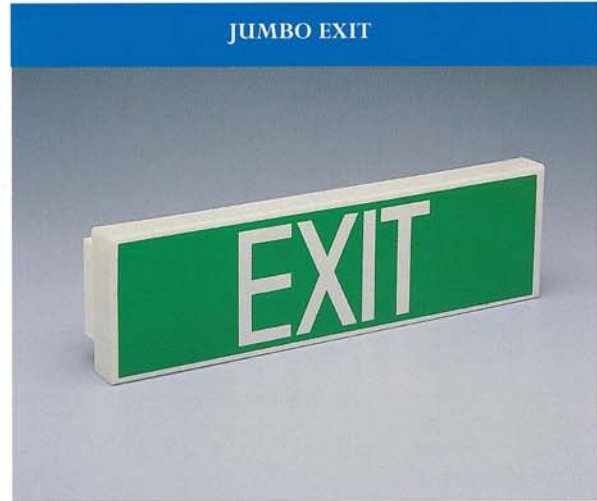


J U M B O E X I T S I G N

Our "Jumbo" Exit sign gives greater illuminance plus superb visibility and is suitable for wide and double door exits in large public places such as Supermarkets, Department stores, Convention centres, Exhibition and Entertainment centres etc. CATS II monitored version available.



CATALOGUE NUMBER:

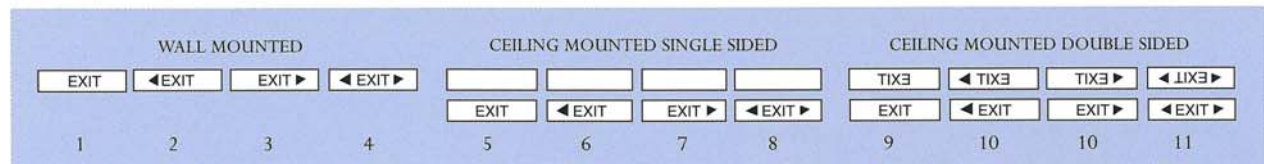
STANDARD:
DUAL RATE:
CATS II:

MAINTAINED
PD118M
PDD118M
PDC118M

COMBINED MAINTAINED
PD218M
PDD218M
PDC218M

SPECIFICATIONS:

SUPPLY:	240V±5% 50Hz .40A . 86VA
LAMP:	Fluorescent ♦ PD118M (18W) ♦ PD218M (2x18W) ♦ PDD118M (18W) ♦ PDD218M (2x18W)
BATTERY:	Nickel Cadmium high temperature to 70°C
CHARGER:	Single rate: PD118M/PD218M Two rate high C/10 lowC/20: PDD118M/PDD218M
CASE:	White powder coated zincseal steel
DIFFUSER:	U.V. stabilised acrylic extruded/injection moulded - Silk screened
REFLECTOR:	White powder coated zincseal steel
STANDARD:	Charge indicator LED and test switch
GUARANTEE:	Against faulty parts or workmanship - 12 months
SERVICE:	White Lite operates a service section to fully service any White Lite fitting
COMPLIANCE:	AS/NZ 2293.1 1995, Building code of Australia 1990, S.I.S.I.R. CP19
CERTIFICATION:	Single Exit Co D8 C90 C8 / Double Exit Co D8 C90 C8. See Information Sheet for spacings table.
DIMENSIONS:	635mm length x 165mm height x 100mm depth



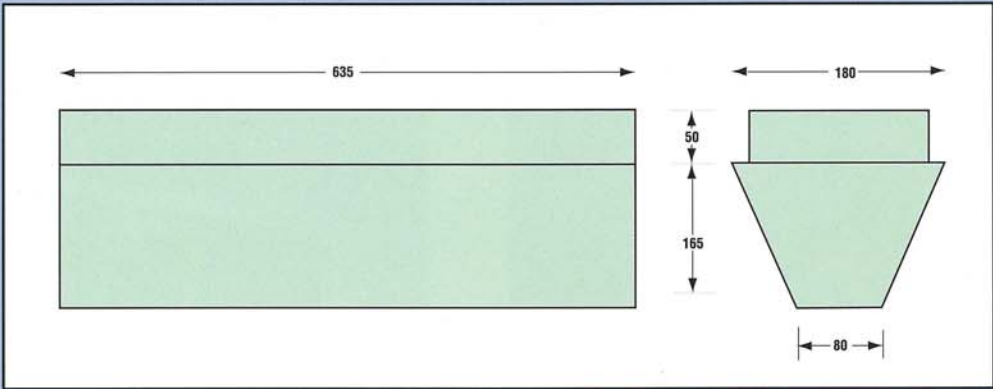
Head Office:

42 Beaumont Road Mt Kuring-gai NSW 2080 Australia PO Box 47 Mt Kuring-gai NSW 2080 Australia
PHONE: +61 2 9457 8877 FAX: +61 2 9457 9596

CATS II MONITORING AVAILABLE



JUMBO (CEILING)



JUMBO (WALL)

