

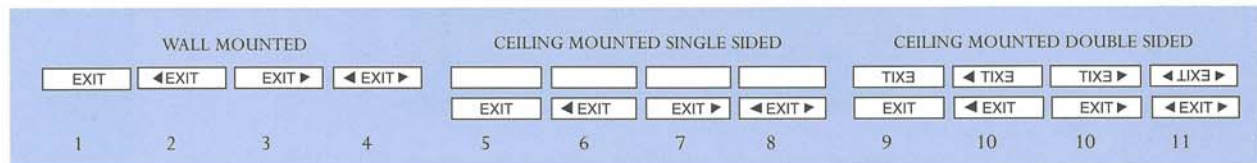
# S I L H O U E T T E

The smooth soft lines of the Silhouette EXIT have gained ready acceptance by interior designers and specifiers alike. Incorporating the Exit-Tec module makes the Silhouette one of the most technically advanced EXIT signs of its class. The standard Exit sign is surface mounted as pictured or can be either ceiling, suspended (rod) mounted or end mounted using the cantilever bracket. CATS II versions available.



<b>CATALOGUE NUMBER:</b>	STANDARD:	NON-MAINTAINED	SUSTAINED	MAINTAINED
	STANDARD with downlight	<b>SIL010/1-11</b>	<b>SIL210/1-11</b>	<b>SIL110/1-11</b>
	CATS II:	<b>SIL010DL/1-11</b>	<b>SIL210DL/1-11</b>	<b>SIL110DL/1-11</b>
	CATS II with downlight	<b>SILC010/1-11</b>	<b>SILC210/1-11</b>	<b>SILC110/1-11</b>
		<b>SILC010DL/1-11</b>	<b>SILC210DL/1-11</b>	<b>SILC110DL/1-11</b>

<b>SPECIFICATIONS:</b>	
SUPPLY:	240V+5% 50Hz .06A. 14.5VA
LAMP:	Fluorescent 10W T8
BATTERY:	Nickel Cadmium high temperature 70°C
CHARGER:	Two rate - high C/10 low C/20
CASE:	Glass filled, self-extinguishing, injection moulded noryl
DIFFUSER:	U.V. stabilised, injection moulded acrylic, -silk screened. Downlight: K12 Prismatic acrylic
REFLECTOR:	White painted zinc seal steel
STANDARD:	Charge indicator LED and test switch
GUARANTEE:	Against faulty parts or workmanship - 3 years
SERVICE:	White Lite operates a service section to fully service any White Lite fitting
COMPLIANCE:	AS/NZ 2293.1 1995, Building code of Australia 1990, S.I.S.I.R. CP19
CERTIFICATION:	With Downlight Co C6.3 C90 C5. See Information Sheet for spacings table.



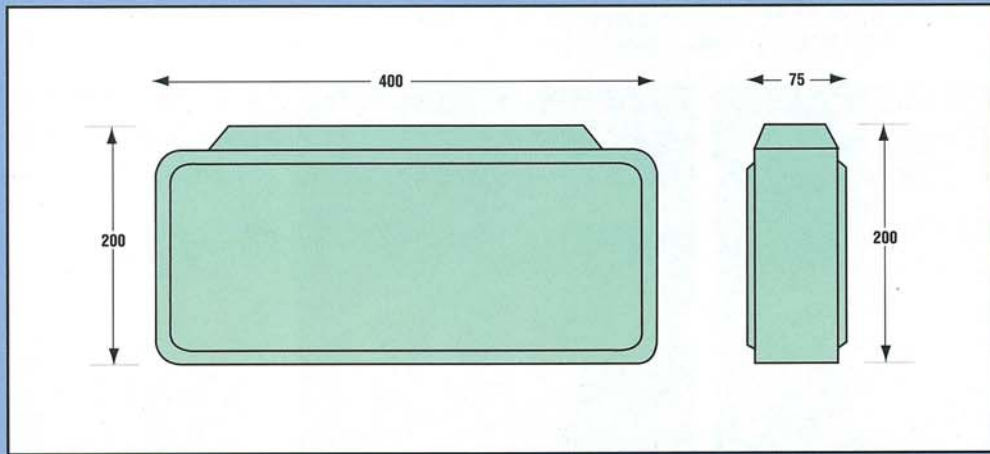
Head Office:

42 Beaumont Road Mt Kuring-gai NSW 2080 Australia PO Box 47 Mt Kuring-gai NSW 2080 Australia  
 PHONE: +61 2 9457 8877 FAX: +61 2 9457 9596

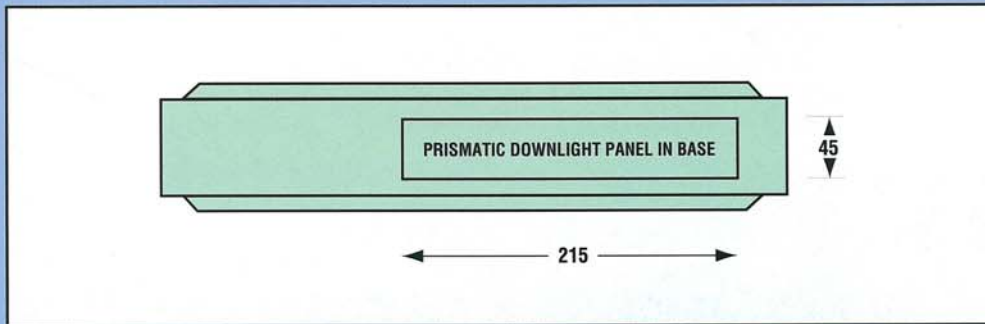
CATS II MONITORING AVAILABLE



**SILHOUETTE WALL OR CEILING MOUNTED**



**SILHOUETTE DOWNLIGHT**



**SILHOUETTE (CANTILEVERED)**

